

# LESSON 1:

## SNOWFLAKE SHAPES

### SUPPLIES

#### PENCIL BOX

- Scissors
- Glue sticks
- Markers

#### MAIN BIN

- White Crayons

#### FOLDER

- Snowflake Shapes Handout (20)
- Blue Construction Paper (20)

### OBJECTIVE

- Recognize and name basic shapes
- Practice fine motor skills
- Use creativity to make a unique snowflake from shapes

### INTRODUCTION:

🕒 5-10 mins

Did you know that no two snowflakes are exactly alike? Each one forms in a unique way, creating an endless variety of beautiful shapes. With countless ways for water molecules to arrange themselves, the number of possible snowflake designs is practically infinite! Even though every snowflake is unique, they all start with something simple: shape! Triangles, circles, hexagons, etc., these basic building blocks come together to form something beautiful and one-of-a-kind.

Today, we're going to explore how basic shapes are everywhere — even in nature. We'll learn what shapes are, how to spot them, and how they can be combined in countless ways — just like snowflakes.

By the end of this lesson, you'll see that understanding shapes isn't just about math — it's about seeing the world in a whole new way!


### HOOK:

🕒 2-3 min

Have you ever caught a snowflake on your glove and looked at it closely? Maybe you noticed something amazing — no two snowflakes are exactly alike! Each are a unique shape or sequence of shapes unlike any other!




## DISCUSSION:

 2-3 min


Shapes are the forms or outlines of objects. They show how something looks on the outside – like how many sides it has, how it curves, or if it's flat or solid. Nature is full of shapes! You can find all kinds of them when you look closely at plants, animals, the sky, and even water. Can you name shapes found in nature?

## EXPERIMENT

 25 min


1. Review with the class the "All About Shapes" section on the right. Pass out the handout and instruct students to look at all the shapes on their paper. Ask the class to identify each shape.
2. Instruct students to carefully cut out all the shapes.
3. Once shapes are cut, students can create their own special snowflake by creating their own snowflake pattern and gluing to blue construction paper! Remind students that Snowflakes are made of shapes, just like these. Students can glue the shapes together in any way they like. Instruct students to create a design that looks like a snowflake – with points, patterns, or something totally new! Every snowflake is unique!
4. Once students have glued their snowflake shapes to the paper paper, allow them to use markers and white crayons to add more details making this piece of art as original as a snowflake! Students can take their art home with them!

## ALL ABOUT SHAPES

 5-10 min

### Circle

The sun, moon, and raindrops are round. A circle is a shape where everything is equal all around – it's smooth and balanced!



### Spiral

Found in snail shells and galaxies. Spirals help things grow or move in space-saving ways.



### Hexagon

Bees use hexagons to build honeycombs. This shape fits together with no gaps and uses the least amount of material to make strong walls.





### Triangle

You can see triangles in mountain peaks or crystals. Triangles are strong and stable.



### Fractals

These are patterns that repeat at different sizes – like in ferns, snowflakes, or lightning.




## MOVEMENT BREAK

Lets play the shape game! When the teacher calls out a shape (e.g. triangle, square, circle, rectangle) students should do their best to create this shape using their arms, legs or whole bodies!



## OBSERVE & EXPLAIN 2-3 min

When we study shapes in nature, we learn how the world is designed and how things grow, move, or stay strong. Engineers, artists, and scientists all use shapes to solve problems, build things, or understand how nature works!



## Exit Ticket



Ask each student the following questions as they walk out the door.

Ask students these simple questions as they leave the room:

- Q: How many shapes can you name?
  - A: Triangle, circle, square, rectangle, etc.
- Q: How many sides does a hexagon have?
  - A: Six even sides
- Q: Are snowflake shapes unique or repetitive?
  - A: Every single snowflake shape is unique!

# SNOWFLAKE SHAPES HANDOUT

---

